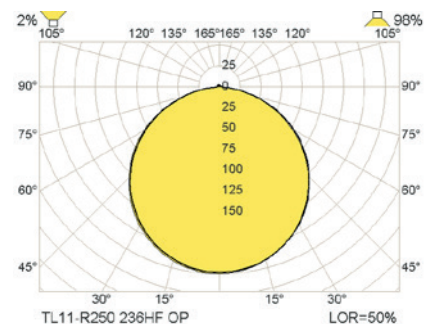
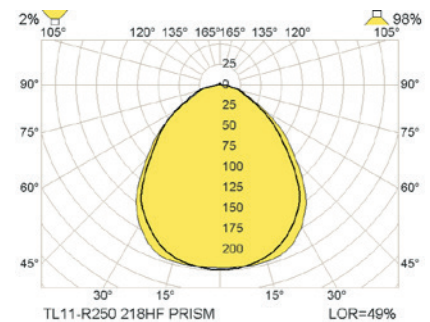
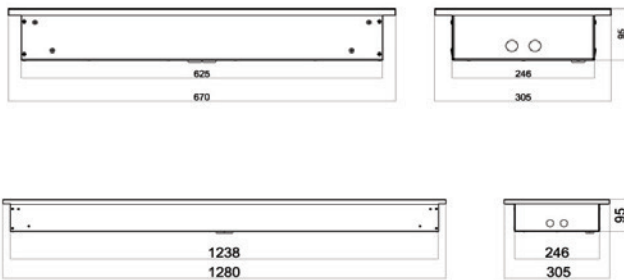


TL11 CEILING LUMINAIRE, SURFACE

Application	Accommodation areas, public areas etc.
Protection degree	IP44
Housing	Galvanised steel sheet, white
Finish	Powder coated white RAL 9016
Diffuser	Double prismatic (DP) or Opalic (OP) plastic sheet in steel frame (IP44) or white grid (WG) plastic frame (IP20).
Cable entry	Two holes Ø20,5 mm with rubber grommet on top, and two knock outs Ø20,5 mm in each end.
Light source	LED
Mounting	Installed in ceiling cut out with adjustable suspension brackets. (not included)



PART NO.

TL25273111	TL11-R250 LED 1500HF 830 220-240V 50/60Hz DP	4,7 kg
TL25273102	TL11-R250 LED 1300HF 830 220-240V 50/60Hz OP	4,7 kg
TL25473101	TL11-R250 LED 3000HF 830 220-240V 50/60Hz DP	8,3 kg
TL25473102	TL11-R250 LED 2600HF 830 220-240V 50/60Hz OP	8,3 kg
TL11210003	MNT-S TL11-R250 mounting kit	

DP = Double Prismatic
OP = Opalic

WEIGHT